

PROFILES IN PINE

An exploration of classic Eastern White Pine patterns used in modern projects.



NeLMA[®]

Northeastern Lumber Manufacturers Association

For centuries, Eastern White Pine has been used in applications where versatility is paramount. This sustainable species has a uniform texture and shapes easily for appearance products that require a consistent profile. Eastern White Pine sets the standard for use in building projects that require quality, appearance, and durability. This unique wood species has a fine grain, a variety of “looks,” uniform texture, shapes easily, stays true to form, and holds finishes extremely well.

FEATURED PROJECTS:

- 1. The Friends School**
- 2. Eagle Pond House**
- 3. Bonfire Country Bar**
- 4. Lucky Pines Estate**
- 5. A Lakeside Retreat**
- 6. Basketball Court**
- 7. Therapeutic Horse Barn**
- 8. Pattern Names**

FRIENDS SCHOOL

A breathtaking paean to nature.

At the heart of the Friends School is their meeting room. Nestled in the vaulted ceiling are pieces of Eastern White Pine measuring 18" wide and 22' long, representing the longest and widest piece of wood from the trees that would successfully pass through the mill. Finishing off the room are 10", 8", and 6" wide horizontal V-groove pattern wainscot boards with a clear polyurethane finish.

"The land was filled with beautiful old white pines, and we wanted to learn more about the trees and determine how they could become part of the school - we wanted to recognize them for what they once were," said Head of School Jenny Rowe.

HYPER-LOCAL.

A gorgeous example of the hyper-local trend in sourcing building materials, all of the Eastern White Pine used in the school was milled from onsite trees.





COMFORT.

Light and shadows move around the house throughout the day while the warmth and comfort remain consistent.



EAGLE POND HOUSE

Modest modernity in the woods.

Architecturally, this modern home draws on contemporary Scandinavian styles — clean lines and light wood interiors. The architects, Jessica Cook and Scott McCullough, aimed to keep the design as simple and modest as possible to highlight the natural beauty of the local white pine and hemlock used for the interior, giving the new home a sense of belonging in the woods. As the home is surrounded on all sides by forest, the homeowners wisely chose to forgo window treatments.

To minimize the construction footprint, the project used as many local building materials as possible, including hemlock timber milled from the trees on site to frame the house. Other environmentally friendly decisions included mounting solar panels on the south-facing side of the roof and installing a heat-recovery ventilation system and a heat pump hot water system. The building is nearly net-neutral in energy use.

“Our philosophy is that a new building should not attempt to mimic a past architectural style, which happens all too often in our region. The history of architecture should show progression, not regression back to familiar images.”

- Jessica Cook, architect and homeowner

BONFIRE COUNTRY BAR

Rustic chic inside the city limits.

Bonfire Country Bar prides itself on authentic country cooking. To create the visual counterpoint to the cuisine, they turned to Eastern White Pine for the interior of this resto-bar located in Manchester, New Hampshire. Vertical tongue and groove boards line the establishment, transporting you out of the bustling New England city into the country.

Even the entertainment in the bar is locally sourced. The oversized JENGA™ game is sourced from Spruce Pine Fir 2 x 4s.

CHARACTER.

The character and colors of Eastern White Pine are ingrained in our psyche as a signal of authenticity and simplicity. For designers it has become a visual metaphor to connect people with space.





A RIVERSIDE RETREAT

Bringing the outside in.

Nestled in the woods next to a lake is a cabin retreat featured on the DIY Network television show Maine Cabin Masters. The quaint place leverages Eastern White Pine's biophilic nature to add a sense of calm and joy to the cabin. This natural emotive quality – the ability to lower blood pressure and raise a smile – cannot be replicated by composite products designed to trick the senses.



JOY.

Home and hearth surrounded by Eastern White Pine bring a calm joy upon entering the cabin.

Looking out over the river, surrounded by pine paneling, surrounded by pine forests one gets the sense of serenity and calm.



LUCKY PINES ESTATE

Natural selection made easy.

Modern architecture loves to play with striking combinations. Sometimes this is color or pattern. But, more and more, it happens with materials and textures. Lucky Pines is a collection of buildings that include a “rustic industrial” modern house featuring a playful counterbalance of mature pine trees as structural columns, both “knotty” pine and plaster, a poured concrete wall, and exposed aggregate fireplace. Stainless steel appliances offer the starkest contrast within the warm golden glow of Eastern White Pine.

The house is designed to evoke summer camps and rustic living, but with the conveniences of modern life. While this home crosses generations, from a special perspective it knows exactly where it belongs – amongst the pines, the Lucky Pine.



SENSE OF BELONGING.

The house sits squarely at the intersection of Traditional, Rustic and Industrial. It's a beautiful play on approaches.





BASKETBALL COURT

Hoop dreams of Eastern White.

The Boston Garden was famous for its parquet floor. This gorgeous court will go down in history for its Eastern White Pine walls. Light streaks through the windows surrounding the court, adding to the warmth offered by the Eastern White Pine. Designed and built for a lumber mill owner, the massive playroom is a testament to the versatility when designing and building with Eastern White Pine.

FORM AND FUNCTION.

The court is surrounded by four walls and a ceiling of tongue and groove Eastern White Pine.



THERAPEUTIC HORSE BARN

Wood gallops full circle.

A newly constructed therapeutic horse riding facility at Full Circle Farm for children and adults features more than 12,000 board feet of Eastern White Pine. 1×6 Premium Grade Edge & Center Bead pattern material was used on the interior of what should be called a horse “mansion.”

A wooden lift and ramp allow riders to mount their horses with ease, while friends and family check out the action from an observation deck with plenty of seating and an unobstructed view. The second floor of the addition offers a large conference space for use during clinics, meetings, or other special events. An added bonus is the perfect view down into the riding ring.

CALM QUALITY.

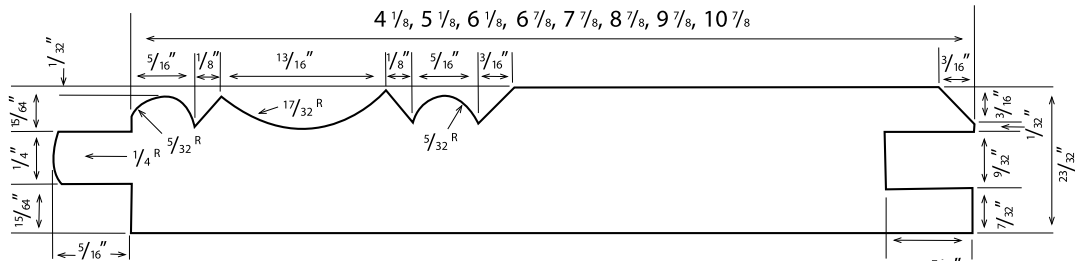
The therapy provided by the horse goes hand in hand with the texture and calming quality of the surrounding wood.



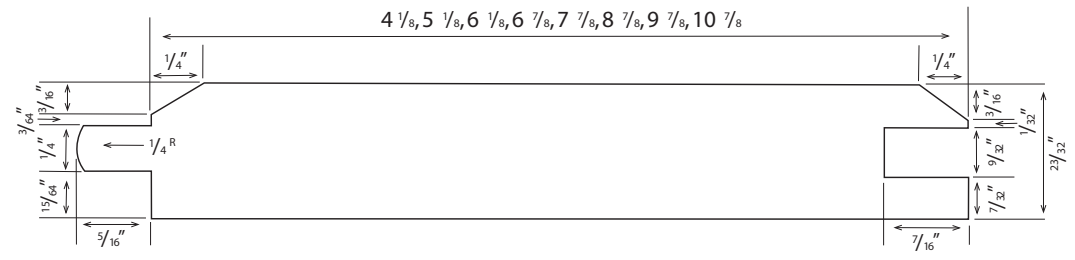
PATTERN NAMES

The following pages present the variety of classic decorative and siding patterns for Eastern White Pine.

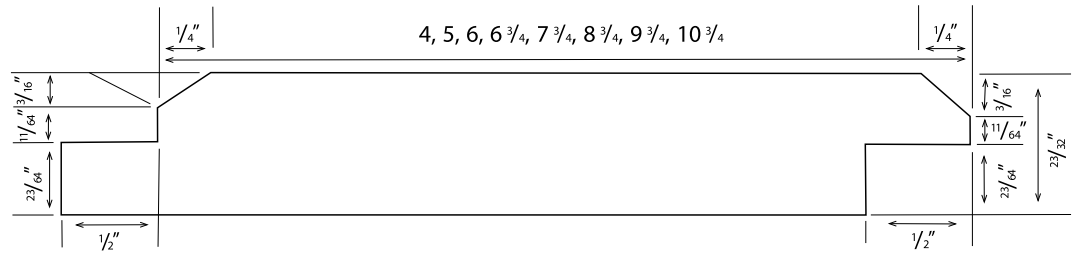
E.W.P. - 2 [DECORATIVE]



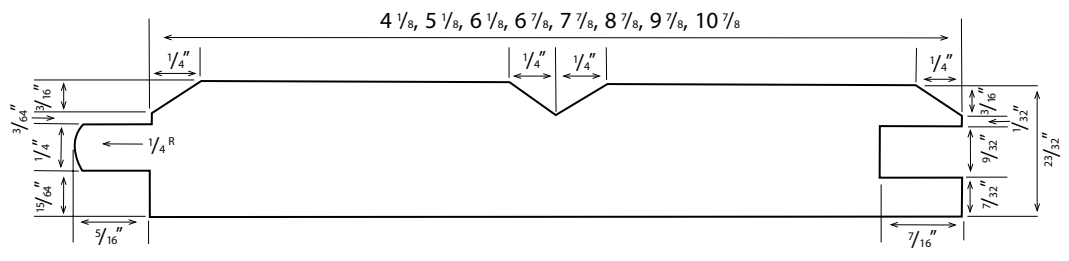
E.W.P. - 4 [DECORATIVE]



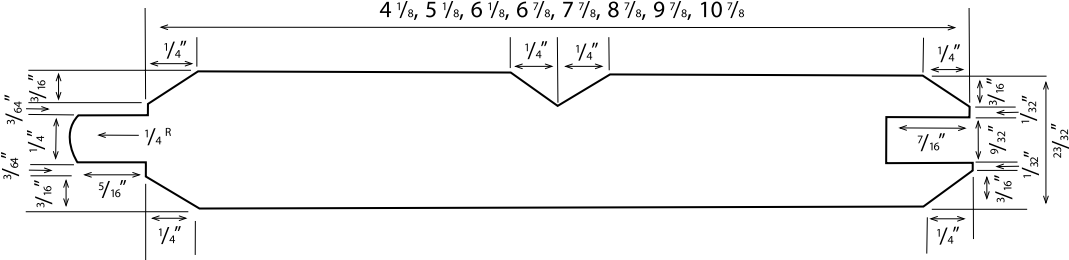
E.W.P. - 11 [DECORATIVE]



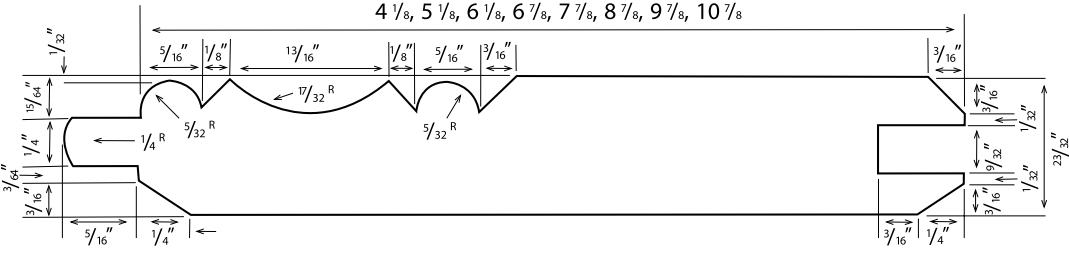
E.W.P. - 18 [DECORATIVE]



E.W.P. - 18&4 [DECORATIVE]

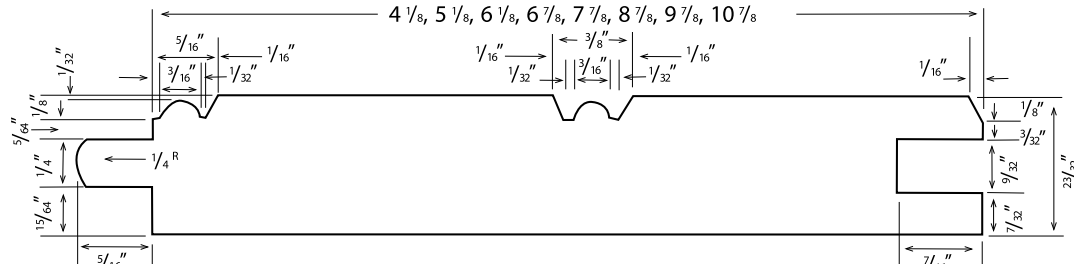


E.W.P. - 2&4 [DECORATIVE]

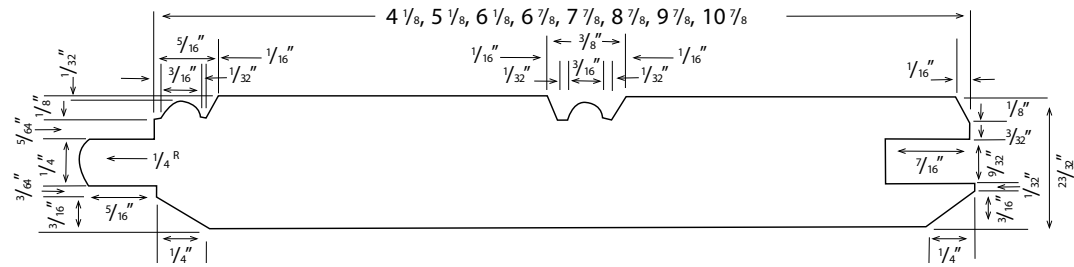


PATTERNS

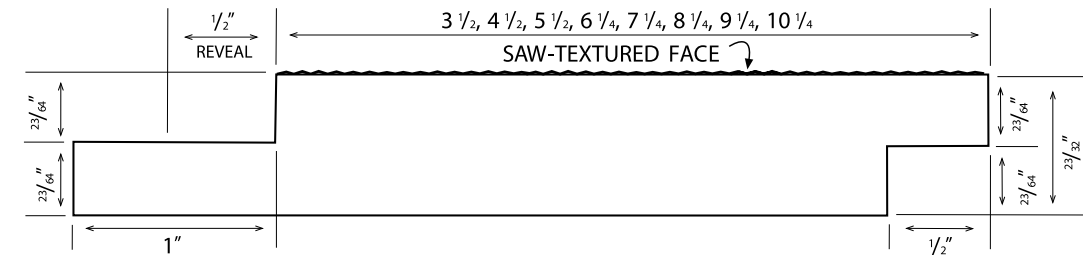
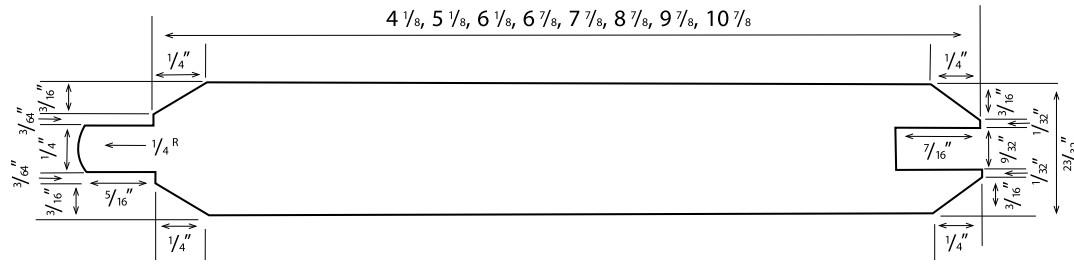
E.W.P. - E&CB [DECORATIVE]



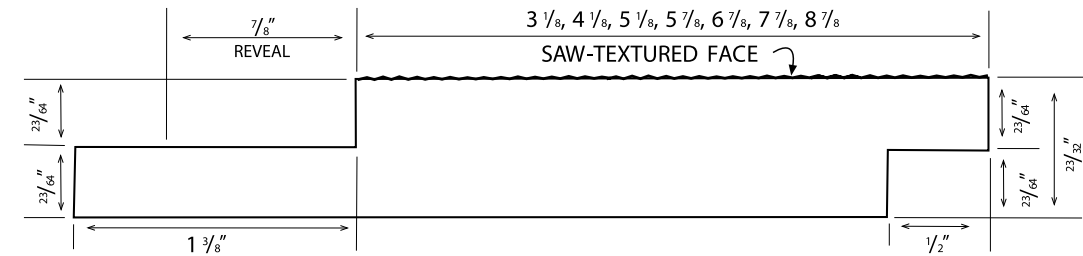
E.W.P. - E&CB&4 [DECORATIVE]



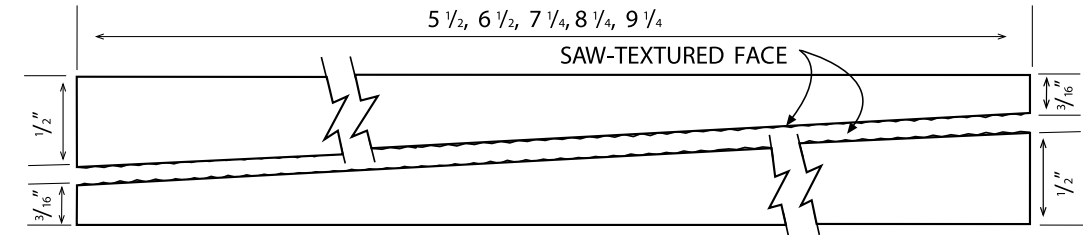
E.W.P. - 4&4 [DECORATIVE]



E.W.P. - CHANNEL RUSTIC (1/2 REVEAL) [DECORATIVE or SIDING]



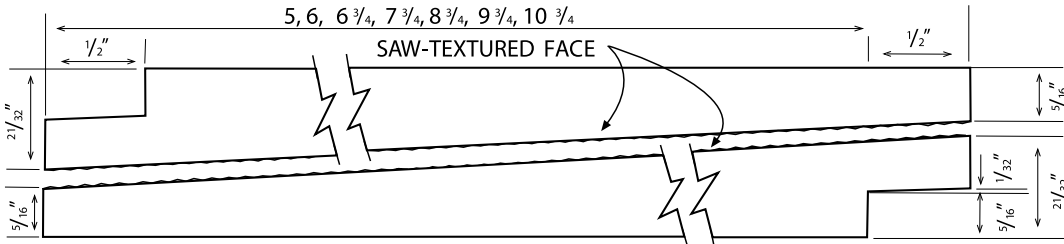
E.W.P. - CHANNEL RUSTIC (7/8 REVEAL) [DECORATIVE or SIDING]



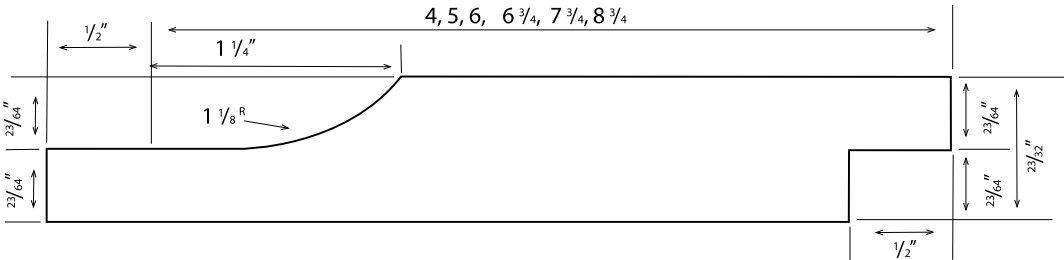
E.W.P. - BEVEL SIDING [SIDING]

PATTERNS

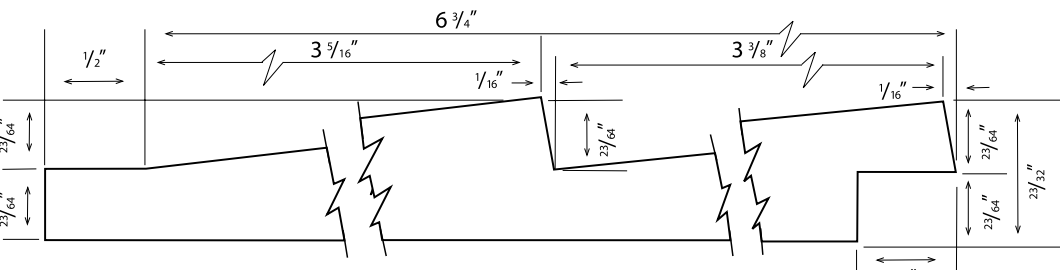

E.W.P. - DOLLY VARDEN
[SIDING]



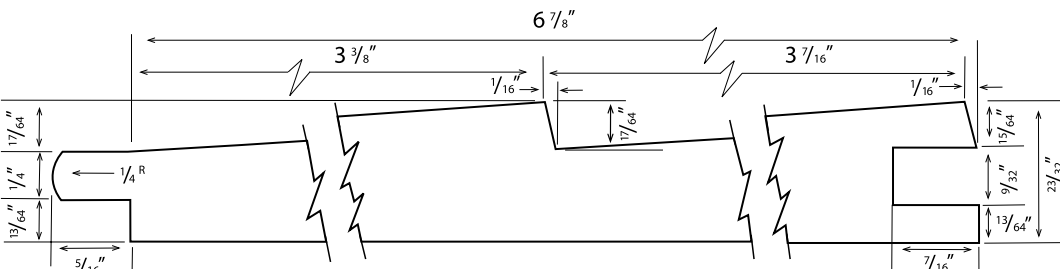
E.W.P. - 105 DROP SIDING
[SIDING]



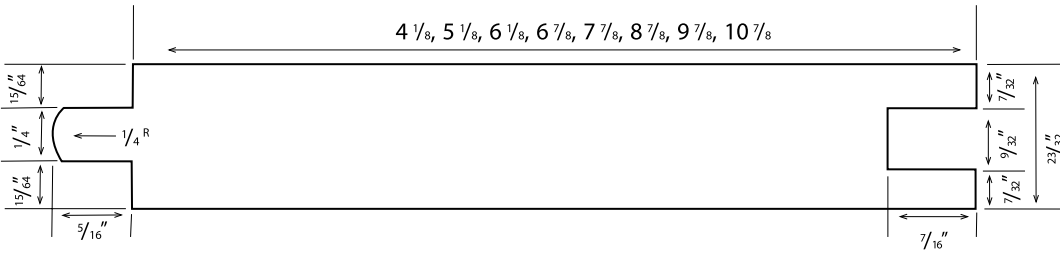
E.W.P. - 106 DROP SIDING
[SIDING]



E.W.P. - DBLE CLAPBOARD
SHIPLAP [DECORATIVE or SIDING]



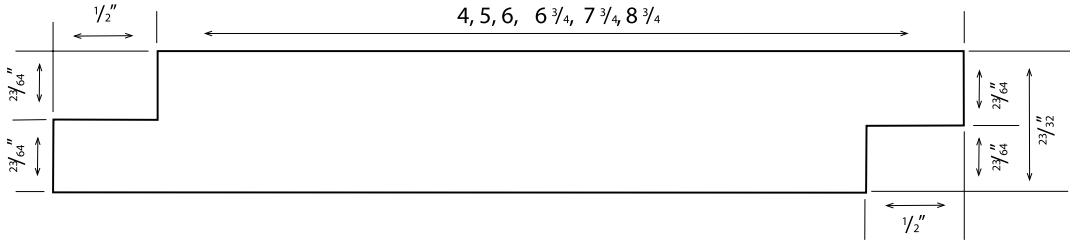
E.W.P. - DBLE CLAPBOARD T & G
[SIDING]



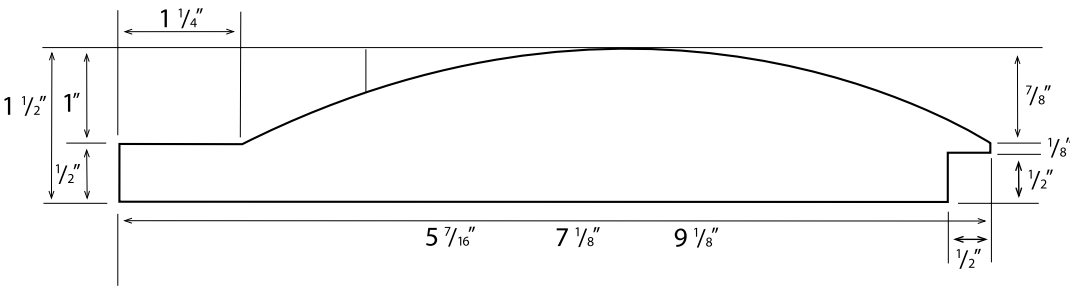
E.W.P. - 1" CENTER MATCH
[DECORATIVE or SIDING]

PATTERNS


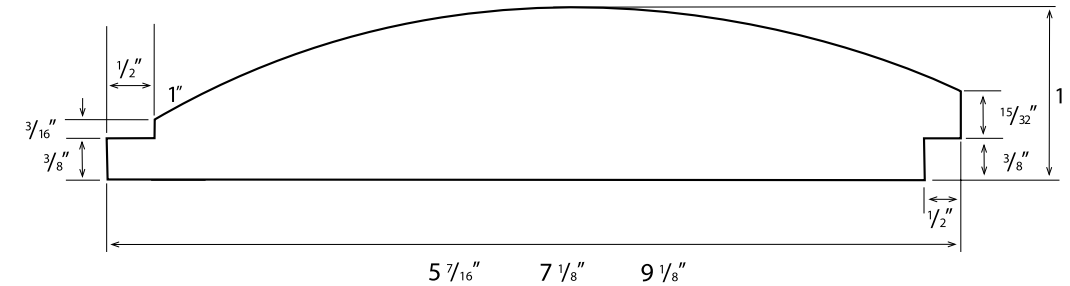
E.W.P. - 1" SHIPLAP
[DECORATIVE or SIDING]



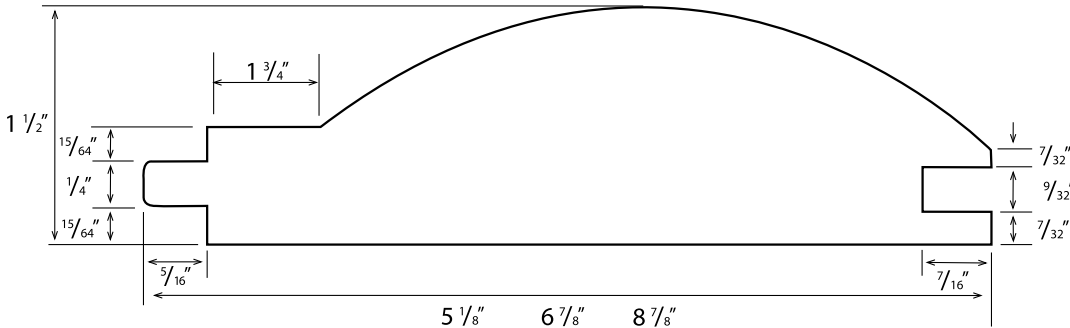
E.W.P. - 6" 8" 10" LOG SIDING
NELMA SHIPLAP REVEAL [SIDING]



E.W.P. - 6" 8" 10" LOG SIDING
NELMA SHIPLAP FULL ROUND [SIDING]



E.W.P. - 6" 8" 10" LOG SIDING
NELMA T&G FULL ROUND [SIDING]



E.W.P. - 6" 8" 10" LOG SIDING
NELMA T&G WITH REVEAL [SIDING]



PROFILES IN PINE

An exploration of classic Eastern White Pine patterns used in modern projects.

NELMA[®]
Northeastern Lumber Manufacturers Association

A variety of reference materials are available from NELMA that will assist consumers, designers, architects, engineers, builders, and contractors in the selection and use of wood products produced in the Northeastern and Great Lakes regions of the U.S. These include grading rule books, technical brochures, marketing publications, instructional and historical videos. Visit www.nelma.org to order any of these materials online.

NELMA[®]

Northeastern Lumber Manufacturers Association

P.O. BOX 87A

| 272 TUTTLE RD, CUMBERLAND, ME 04021

| PHONE: (207-829-6901) EMAIL: INFO@NELMA.ORG